

XS 540 Specification



Specifications:

Overall Length	5.4 m
Overall Beam	2.2 m
Internal Length	4.2 m
Internal Beam	1.2 m
Weight of Craft	340 Kgs
Tube Diameter	50 cm
Nos Compartments	5
Capacity Pers / Kgs	7 / 1000 Kgs
Shaft Length	Long
Max Power	90 Hp
Max Weight Motor	200 Kgs
Recommended HP	50-100
RCD Category	C

Standard Equipment

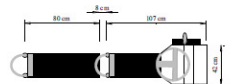
- | | |
|-----------------------|----------------------|
| * Jockey console | * Batt compartment |
| * Mechanical steering | * Open bow locker |
| * Non slip floor | * Cleat and eye bolt |
| * External lifelines | * D strake to tube |
| * Tube top patches | * Rear Well |
| * Transom U Bolts | * Drain Trunk |
| * Bow Eye S/S | * Foot Pump |

The XS 540 is part of the series of craft (460-500-540-570) This craft is easily powered by motors of 50-80 hp and with substantial deck space it suits a wide range of seating and carries a lot of people / kit. The Hull length makes this craft superb in the sea and like the other craft in the range it is VERY stable. The images show craft with many extras. As with all XS craft this model can be tailored to suit your precise requirements

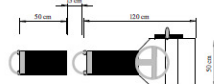
XS 540

Console Positions

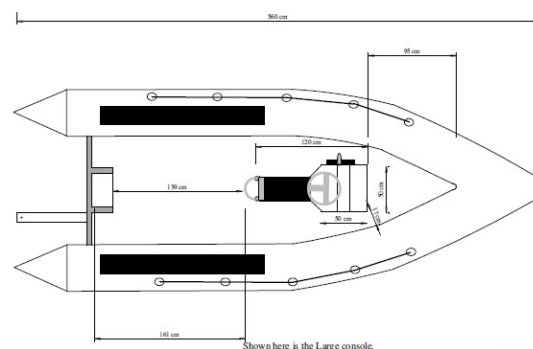
The position of the console is relevant to the balance of the boat and in part dependant on the shape of the floor. In this model of craft the console can be moved, please discuss your requirements with us.



Double Module - Small Console



Single Module - Large Console



Shown here is the Large console.

Notes

Shown here is the XS 540 with a standard LARGE Console. This sketch is meant as an aid to visualising possible layouts in the craft. Please double check with us any dimensions you take off this drawing.

Boat Information	
Overall Length	5.60m
Overall Beam	2.2m
Max HP	100 HP
Weight	340 Kgs
Drawing Information	
Client	Stock Drawing
Date	August 2007
Scale	3:1
Boat	XS 540

All XS craft are made in the UK, we start with a barrel of resin and a roll of fabric and make the whole boat IN HOUSE at our factory in Yorkshire. All metal work, fuel tanks, steering and fittings are sourced in the UK and are supplied to the relevant ISO standard for the item. All consoles and seating are BONDED to the deck, NOT screwed down. We pride ourselves in the quality we deliver. This is why these craft do the job and last, durability is BUILT IN.

XS – Ribs: 14 West Burrowfield, Welwyn Garden City, Herts, AL7 4TW

TEL: + 44 (0) 1707 331 389 FAX: + 44 (0) 1707 331 383 E MAIL: info@ribs.co.uk WEB: www.ribs.co.uk